



DAYTON



DAYTON FIRE DEPARTMENT

COVID-19

Daily Statistical Update

Numbers Thru

19-Mar-2020



Dayton/Montgomery County



News Reporting: Three case in Dayton/Montgomery County



Two patients reported at the Dayton V.A.. One patient who had been transported in from a nursing home in Miami County has tested positive, another patient is presumptive positive.

Kettering Medical Center reports a positive case who was seen March 14 and is now home instructed to self-isolate.

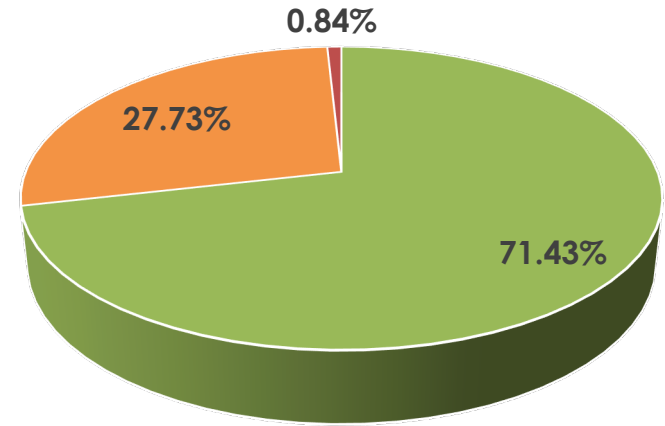
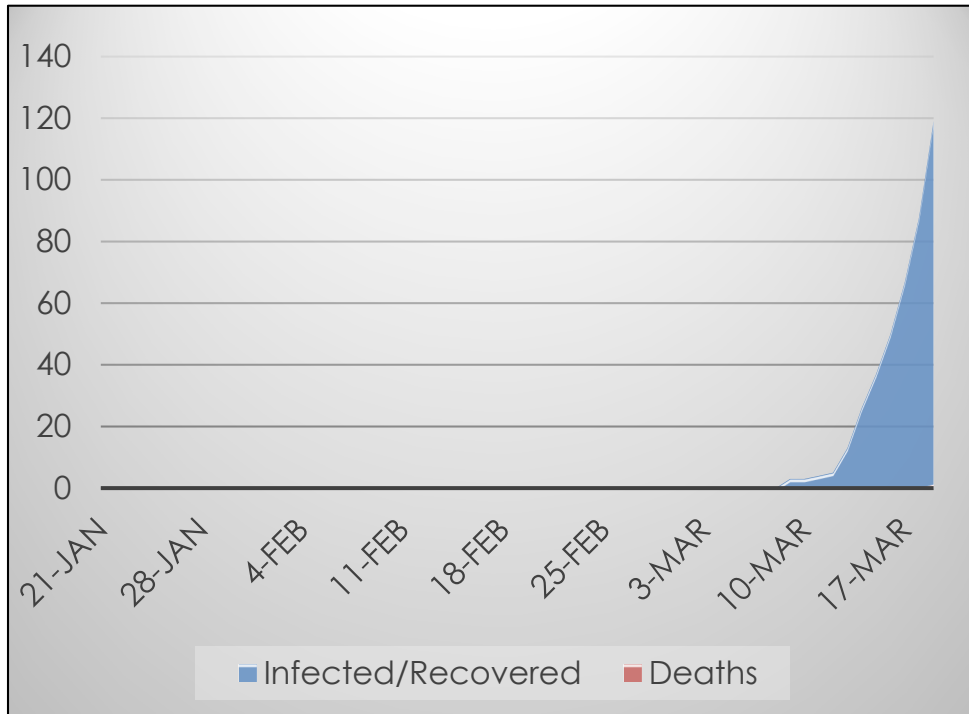

Awaiting confirmation from Montgomery County Public Health and update to Ohio Department of Health.



State of Ohio

Data at a Glance

| | |
|-------------------|--------------|
| Confirmed Cases: | 119 |
| Hospitalizations: | 33 |
| Recoveries: | Not Reported |
| Deaths: | 1 (Possible) |



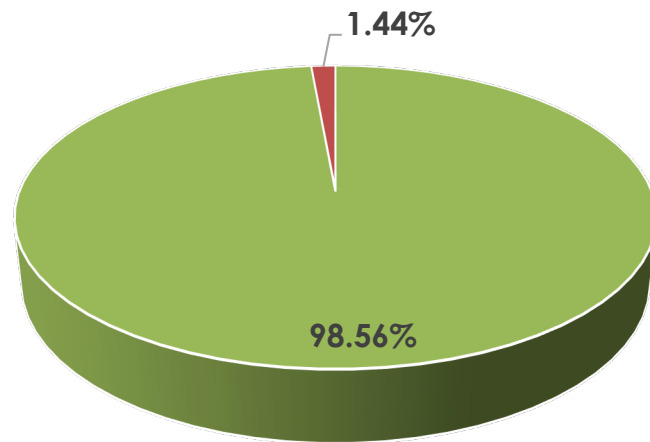
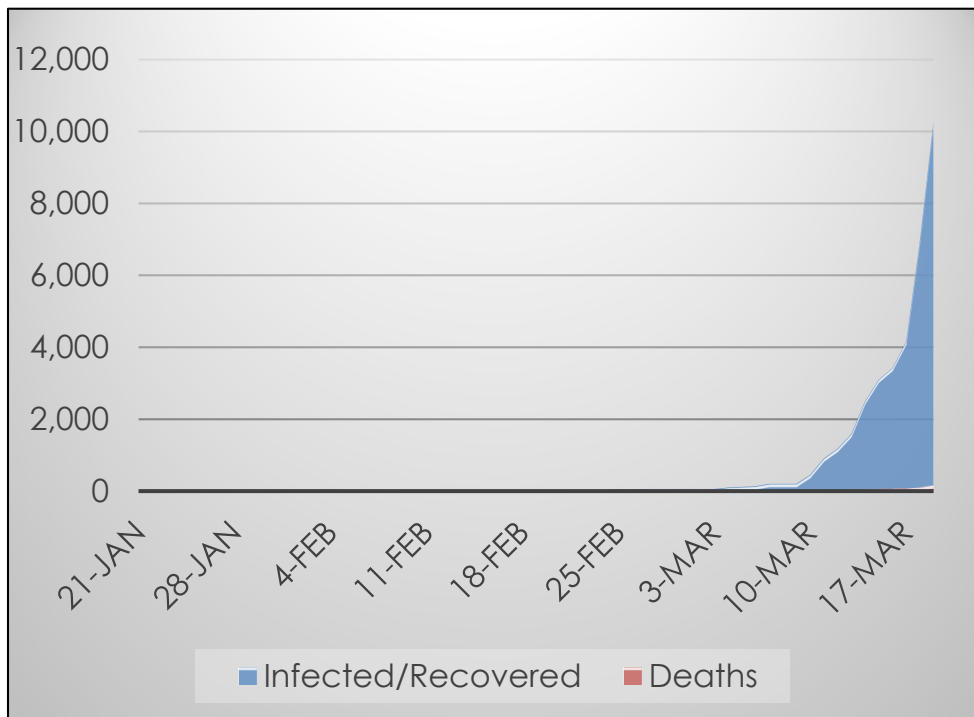
- Infected
- Hospitalized
- Recovered - Not Reported
- Deceased



The United States

Data at a Glance

| | |
|-------------------|--------------|
| Confirmed Cases: | 10,442 |
| Hospitalizations: | Not Reported |
| Recoveries: | Not Reported |
| Deaths: | 150 |



- Infected
- Hospitalized - Not Reported
- Recovered - Not Reported
- Deceased

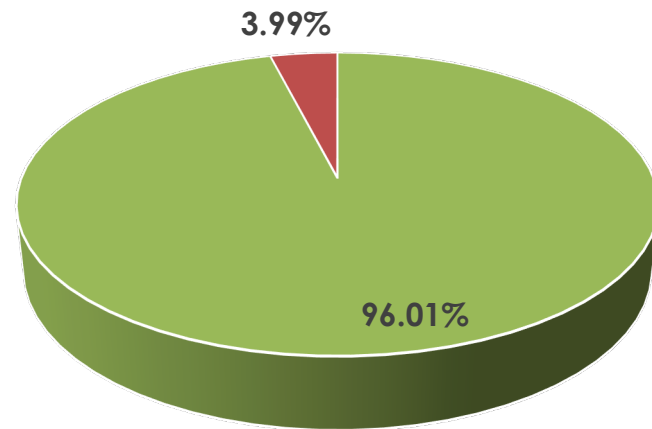
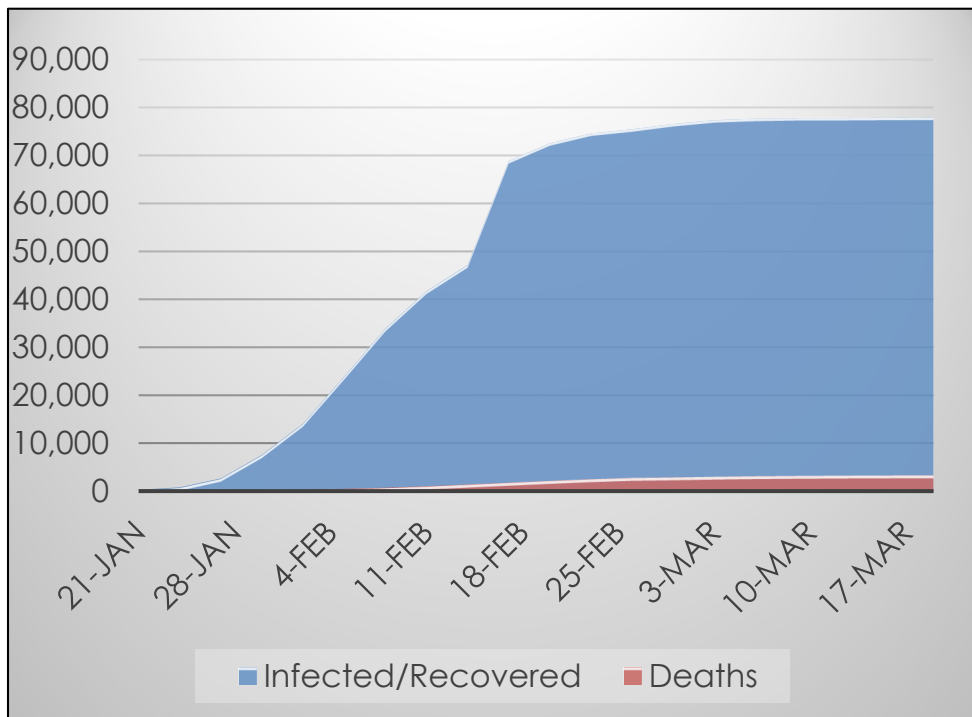


Source: Mon-Fri – U.S. Centers for Disease Control
Weekends – CNN Estimates

China

Data at a Glance

Confirmed Cases: 81,174
Hospitalizations: Not Reported
Recoveries: Not Reported
Deaths: 3,242



- Infected
- Hospitalized - Not Reported
- Recovered - Not Reported
- Deceased

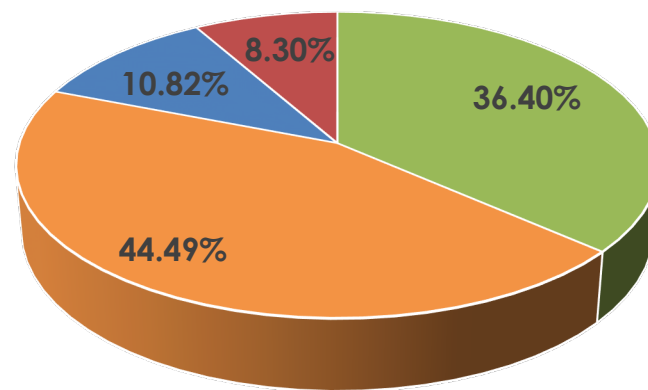
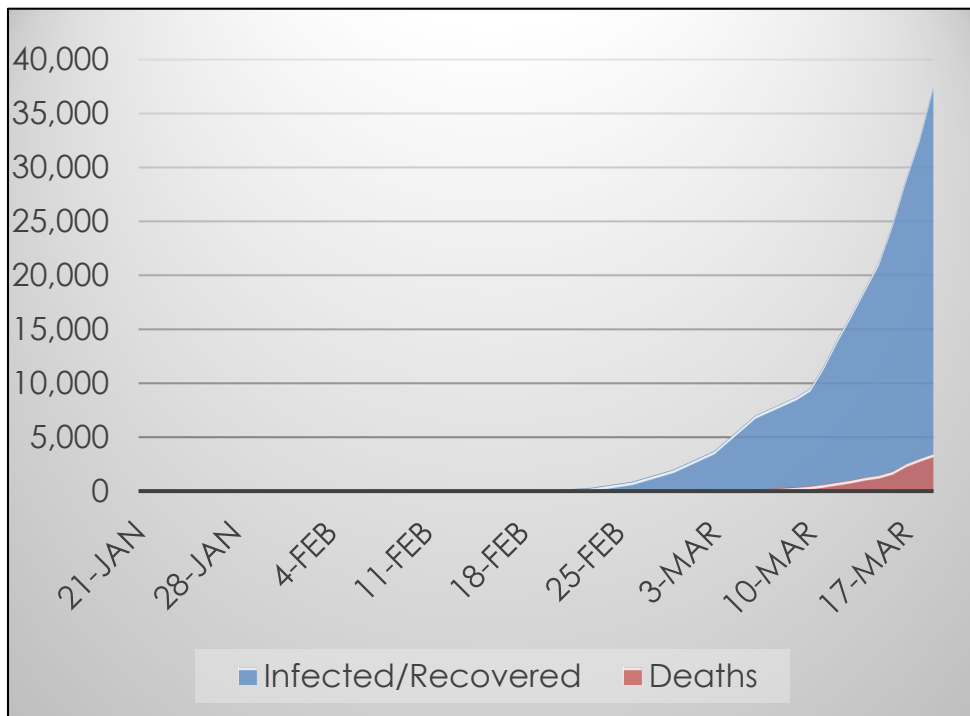


Italy



Data at a Glance

Confirmed Cases: 41,035
Hospitalizations: 18,255
Recoveries: 4,440
Deaths: 3,405



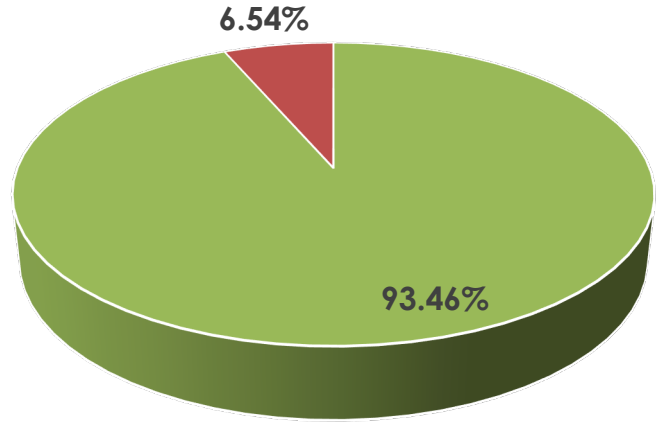
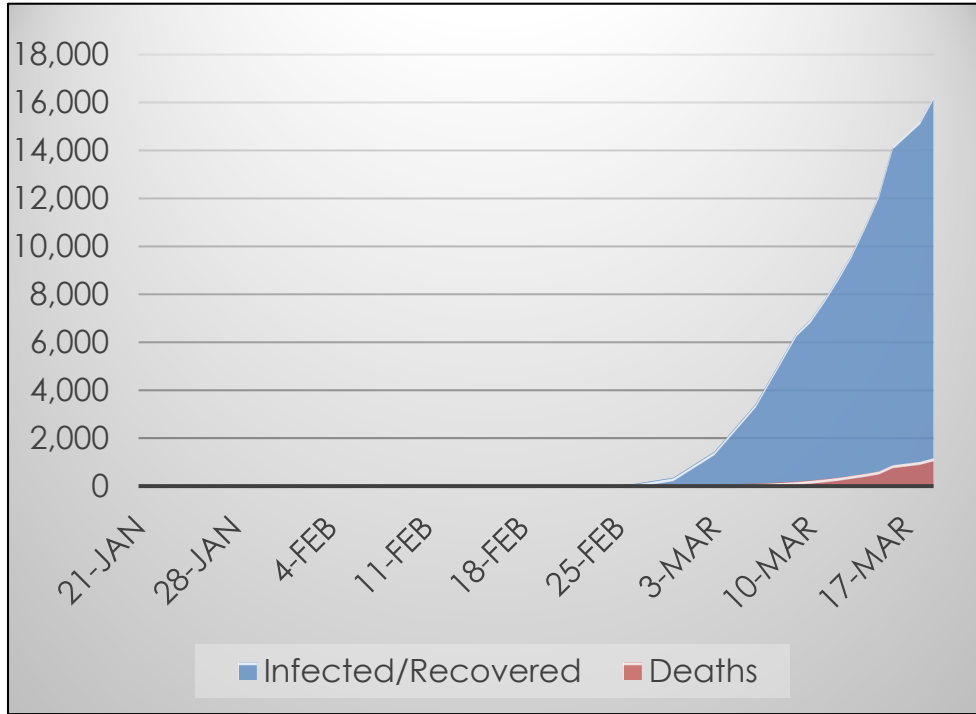

- Infected
- Hospitalized
- Recovered
- Deceased



Iran

Data at a Glance

Confirmed Cases: 16,226
Hospitalizations: Not Reported
Recoveries: Not Reported
Deaths: 1,135



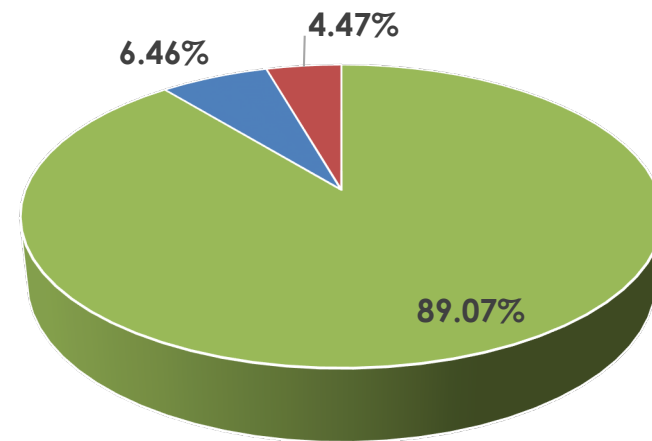
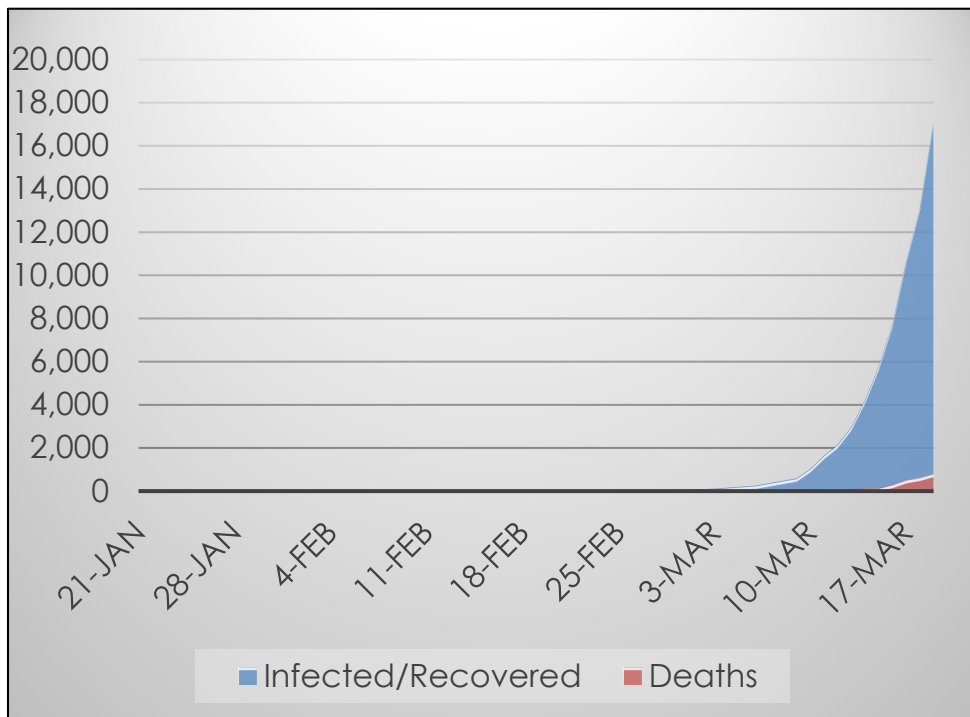
- Infected
- Hospitalized - Not Reported
- Recovered - Not Reported
- Deceased



Spain

Data at a Glance

| | |
|-------------------|--------------|
| Confirmed Cases: | 17,147 |
| Hospitalizations: | Not Reported |
| Recoveries: | 1,107 |
| Deaths: | 767 |



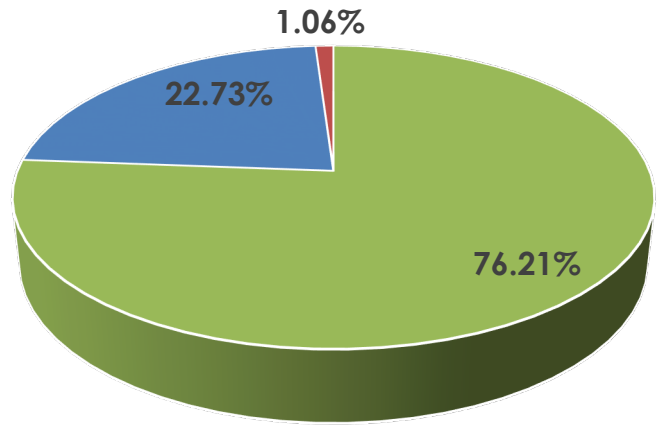
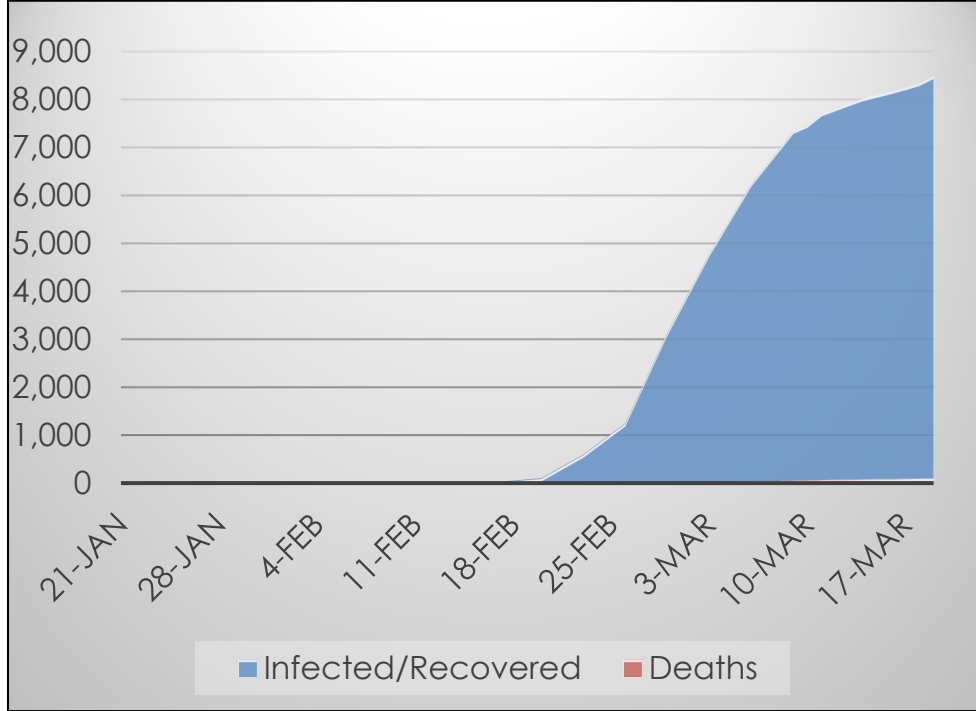

- Infected
- Hospitalized - Not Reported
- Recovered
- Deceased



South Korea

Data at a Glance

| | |
|-------------------|--------------|
| Confirmed Cases: | 8,565 |
| Hospitalizations: | Not Reported |
| Recoveries: | 1,947 |
| Deaths: | 91 |



- Infected
- Hospitalized - Not Reported
- Recovered
- Deceased



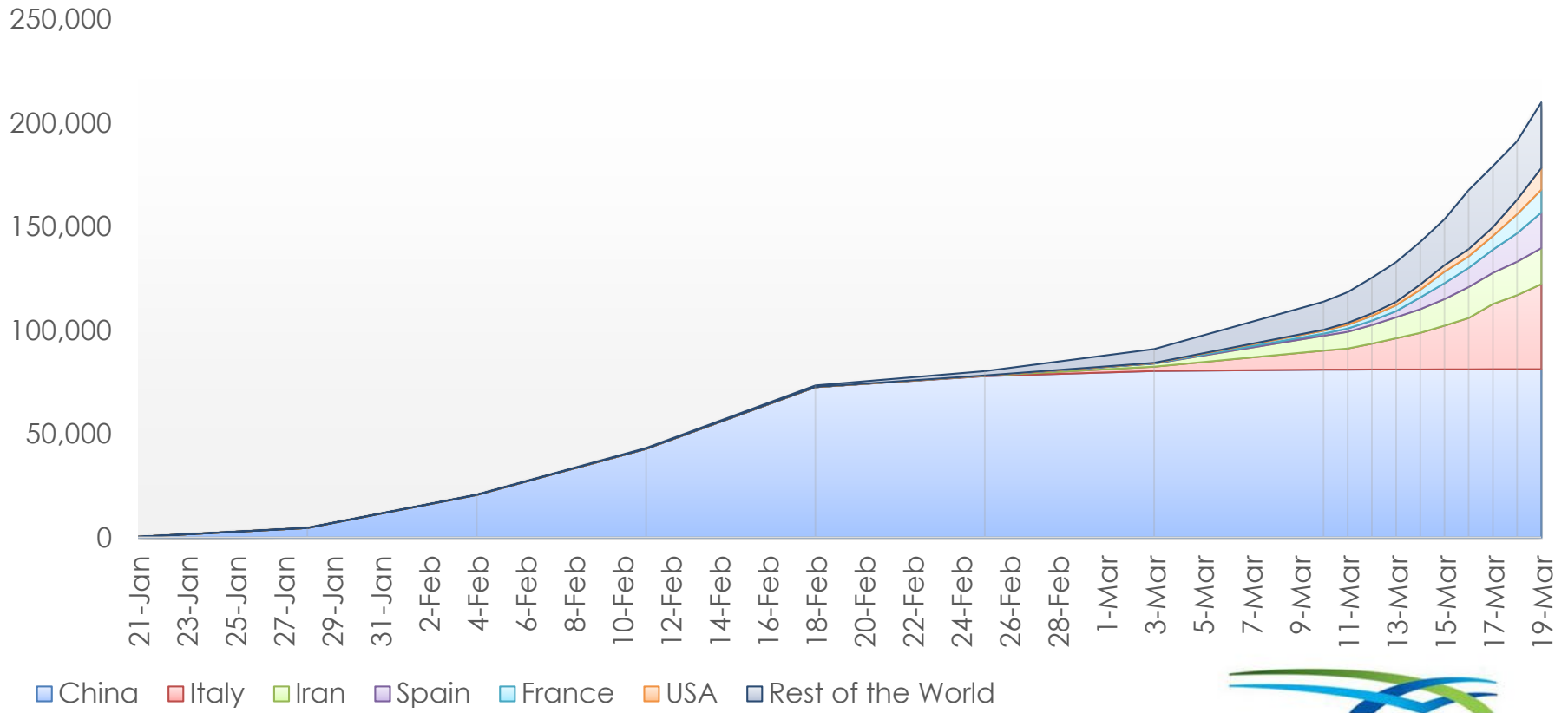
World Summary

Data at a Glance

Confirmed Cases: 209,839
 Deaths: 8,778
 International Mortality 4.18%

Countries Over 10,000

| | | | |
|--------|--------|-------|--------|
| China | 81,174 | Italy | 41,035 |
| Iran | 17,361 | Spain | 17,147 |
| France | 10,995 | USA | 10,442 |



Source: WHO Situation Report or the Nations' National Health Service
 NOTE: Some Counts are Delayed at Least One Day

Current Disease Prevalence and Estimated Recovery/Mortality Rates (Countries Over 500 Cases)

| Country | Population | Previous Cases | New Cases | Confirmed Cases | % Increase | Recovered | Recovery Percentage | Deaths | Mortality Estimate | Contact Percentage |
|------------------------|----------------------|----------------|---------------|-----------------|--------------|----------------------|---------------------|--------------|--------------------|--------------------|
| China | 1,439,323,776 | 81,116 | 58 | 81,174 | 0.07% | Not Reported | Not Reported | 3,242 | 3.9939% | 0.005640% |
| Italy * | 60,461,826 | 35,713 | 5,322 | 41,035 | 14.90% | 4,440 | 10.82% | 3,405 | 8.2978% | 0.067869% |
| Iran | 83,992,949 | 16,169 | 1,192 | 17,361 | 7.37% | Not Reported | Not Reported | 1,135 | 6.5376% | 0.020670% |
| Spain * | 46,754,778 | 13,716 | 3,431 | 17,147 | 25.01% | 1,107 | 6.46% | 767 | 4.4731% | 0.036674% |
| South Korea * | 51,269,185 | 8,413 | 152 | 8,565 | 1.81% | 1,947 | 22.73% | 91 | 1.0625% | 0.016706% |
| France * | 65,273,511 | 9,134 | 1,861 | 10,995 | 20.37% | Not Reported | Not Reported | 372 | 3.3834% | 0.016845% |
| Germany | 83,783,942 | 7,156 | 1,042 | 8,198 | 14.56% | Not Reported | Not Reported | 13 | 0.1586% | 0.009785% |
| USA ** | 331,002,651 | 7,038 | 3,404 | 10,442 | 48.37% | Not Reported | Not Reported | 150 | 1.4365% | 0.003155% |
| Switzerland | 8,654,622 | 2,650 | 360 | 3,010 | 13.58% | Not Reported | Not Reported | 21 | 0.6977% | 0.034779% |
| United Kingdom | 67,886,011 | 1,954 | 676 | 2,630 | 34.60% | Not Reported | Not Reported | 103 | 3.9163% | 0.003874% |
| Netherlands | 17,134,872 | 1,705 | 346 | 2,051 | 20.29% | Not Reported | Not Reported | 58 | 2.8279% | 0.011970% |
| Norway | 5,421,241 | 1,308 | 115 | 1,423 | 8.79% | Not Reported | Not Reported | 3 | 0.2108% | 0.026249% |
| Austria | 9,006,398 | 1,332 | 314 | 1,646 | 23.57% | Not Reported | Not Reported | 4 | 0.2430% | 0.018276% |
| Belgium | 11,589,623 | 1,486 | 0 | 1,486 | 0.00% | Not Reported | Not Reported | 14 | 0.9421% | 0.012822% |
| Sweden | 10,099,265 | 1,167 | 112 | 1,279 | 9.60% | Not Reported | Not Reported | 3 | 0.2346% | 0.012664% |
| Denmark | 5,792,202 | 977 | 67 | 1,044 | 6.86% | Not Reported | Not Reported | 4 | 0.3831% | 0.018024% |
| Portugal | 10,205,078 | 448 | 194 | 642 | 43.30% | Not Reported | Not Reported | 2 | 0.3115% | 0.006291% |
| Czechia | 10,703,334 | 434 | 88 | 522 | 20.28% | Not Reported | Not Reported | 0 | 0.0000% | 0.004877% |
| Canada | 37,742,154 | 424 | 145 | 569 | 34.20% | Not Reported | Not Reported | 8 | 1.4060% | 0.001508% |
| Japan | 126,476,461 | 826 | 47 | 873 | 5.69% | Not Reported | Not Reported | 29 | 3.3219% | 0.000690% |
| Malaysia | 32,365,999 | 553 | 120 | 673 | 21.70% | Not Reported | Not Reported | 2 | 0.2972% | 0.002079% |
| Australia | 25,499,884 | 414 | 96 | 510 | 23.19% | Not Reported | Not Reported | 6 | 1.1765% | 0.002000% |
| Totals/Averages | 2,540,439,762 | 194,133 | 19,142 | 213,275 | 9.86% | Not Available | | 9,432 | 4.4225% | 0.008395% |

Sources: WHO Situation Report (Delayed One Day)

* Reported from the Countries National Health Organization

** Reported by the CDC or CNN Estimates

*** Did not report



Daily EMS Unit Utilization – Last 30 Days

